



JMD110KD18T1

Features

- A package of series of two diodes
- Heat transfer through alumina ceramic and metal substrate
- Welding by vacuum welding technology, which provide high reliability

Product Summary

Applications

- AC converter
- Inverter
- DC motor


Absolute Maximum Ratings (@ $T_C = 25^\circ\text{C}$ unless otherwise specified)

Parameter	Conditions	Symbol	Values	Unit
Repetitive peak reverse voltage	$T_{vj} = 25^\circ\text{C}$	V_{RRM}	1800	V
Non-repetitive peak reverse voltage	$T_{vj} = 25^\circ\text{C}$	V_{RSM}	1900	V
Average forward current	$T_C = 100^\circ\text{C}$	$I_{F(AV)}$	110	A
Forward surge current	1/2 cycle, Sine wave, 50Hz	I_{FSM}	2900	A
I^2t value for fusing	$T_{vj} = 25$	I^2t	42050	A^2s
RMS isolation voltage	A.C 50Hz(1s/1min)	V_{ISO}	3600/3000	V




Electrical Characteristics (@ T_C)

Typical Electrical & Thermal Characteristics




Circuit Diagram





Package Outlines (mm)



Unit of measurement: mm

